

Month End close cycle time reduction (MECR) (1/2)

Major Agri client's Month end closure cycle time took 5 WDs for Financial & Management book close and 10 WDs for consolidated business review meeting close



- Data readiness and completeness
- Inefficient sequential tasks and reliance on manual processes
- Limitations in systems and poor integration creating significant roadblocks
- Lack of prioritization & Resistance to change
- Process complexities

Process Standardization + Intelligent Automation + ERP Optimization + Business Intelligence



- Implemented standardizations in reports, templates & processes
- Rescheduling of deliverables to enable effective month close
- ERP leveraged to optimize its features
- Critical review of human interferences in the process was performed.
- Identified Automation platform
- Identified scalable solutions and replicated best practices
- Improved % of rule-based steps in processes
- Automation of intercompany accounting & reconciliation



- Financial & management book closure from WD +5 to WD +2
- Consolidated BRM close reduced from WD+10 to WD+4
- Eliminate **customer's pain point** of a protracted month close, empowering rapid, data-driven strategic insights for superior business control
- Enhanced accuracy & data integrity

COVERAGE

30+
Countries
























































10+
Business Units

100+
Entities

180+
Profit centers

10K+
Activities

Month End Close – Cycle time reduction initiative

MEC Activities	Levers	Technology	Earlier	Now	Days Reduced	Key Changes
Fixed Asset		 	+1	-2	2	Capex Tracker Automation; Bar codes for physical asset count
Sales – Billing & delivery		 	+3	-1	3	Automated billing process; Auto reversals of non dispatched sales invoices
Purchase - GRN		 	+3	-1	2	Mobile GRN solution integrated with ERP for remote/upcountry locations
Physical v Book Stock		 	+2	-2	3	RPA to structure physical stock input data; optimized SAP functionalities
Vendor Invoice & Payment close		  	+3	-1	3	'Touchless' Invoice processing; Duplicate identification tool
Outbound freight provision			+3	1	2	Outbound freight process streamlined using SAP customization
AR - Cash application		  	+2	+1	1	Auto Cash Application; Collections dashboard & predictive analytics
Payroll			+2	-3	4	Automation of accounting entries from various payroll systems
Prepaid Amortizations			+3	-1	3	Optimized SAP feature for creating recurring entries
Allocations & Reclassifications			+3	+1	2	Optimized SAP feature for Cost allocations
Direct Cost Accruals			+3	+1	2	Automated DC provision in SAP; Pre-month end provision review
Fair Valuation / M2M			+5	+2	3	Automated M2M calculations
COGS & Stock Valuation			+3	+1	2	Optimized SAP by developing checklist for Material Ledger run
Intercompany Reconciliation			+20	+2	18	Automation of Intercompany Accounting and Reconciliation
Bank Reconciliation		 	+10	+2	8	Increased BRS frequency; Automated through RPA & SAP optimization
Book close in ERP			+5	+2	3	Customized checklist report in ERP. FCLOCO for sequential closure steps
Month close Schedules & Reports		  	+8	+3	5	Standardized data, Multidimensional automated reports & dashboards
TB Review		  	+5	+2	3	ML/AI for reviewing balances, transactions and outliers
P&L & B/S consolidation		  	+6	+3	3	P&L Analytics
Board pack (Analysis & commentaries)		 	+10	+4	6	

Levers

Technology

 Rescheduling  Standardization  Automation

